

Armstrong

Form/gauge—12" x 12"—1/8",
3/32" gauges
Approx. installed price per sq ft—
35¢/45¢
Recommended load limit—
50 lb per sq in.
Durability—superior
Resilience—fair
Quietness—acceptable
Ease of maintenance—excellent

EXCELON TILE (Vinyl-Asbestos)

Excelon Tile is representative of today's most widely used resilient flooring material for all grade levels in schools, offices, shopping plazas, and similar public and commercial buildings. Specially formulated of vinyl resins fortified with asbestos fibers, it is an economical flooring, yet its many practical advantages include durability and resistance to grease, alkali, and dilute chemicals.

IMPERIAL MODERN 12" x 12" x 1/8" (3/32"*)



51851* Mellow Sand



51850* Fleece White



51852 Smoke Beige

IMPERIAL TEXTURE 12" x 12" x 1/8" (3/32"*)



51830* Cottage Tan



51831 Tower Gold



51833 Temple Orange



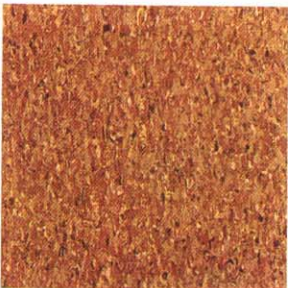
51835 Cabana Olive



51836* Shelter White



51854 Char Brown



51855* Medium Cork

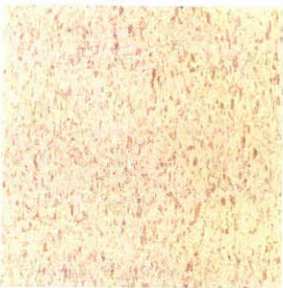


51856* Bayberry White

The various stylings in Excelon Tile provide the architect and interior designer wide scope in floor designs and colorings to meet the needs of all types of architectural design and decoration.



51857 Olive



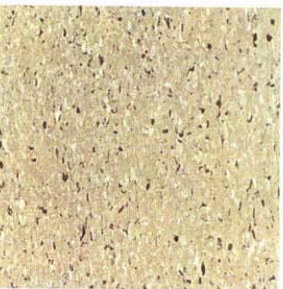
51858* Sandrift White

IMPERIAL 12" x 12" x 1/8"




56880 Terrace White

*Pattern numbers starred with an asterisk are available in either 1/8" or 3/32" gauge. All other 1/8" gauge Excelon patterns may be obtained in 3/32" gauge on special orders of 13,500 sq ft or more.



51861 Powder Gray


IMPERIAL TEXTURE (cont.)




51837* Palace Beige




51842 Pagoda Red



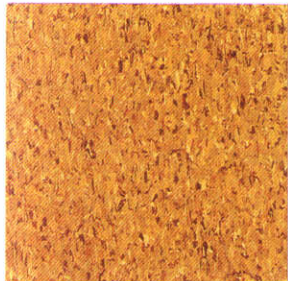
51838* Mansion Gold



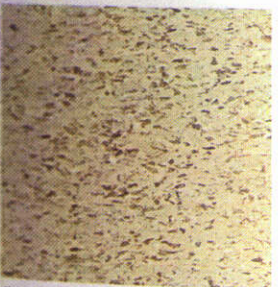
51843 Casa Orange



51839* Fortress White



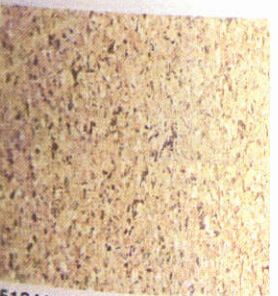
51844 Cathedral Gold




51840* Tent Olive



51845 Manor Green

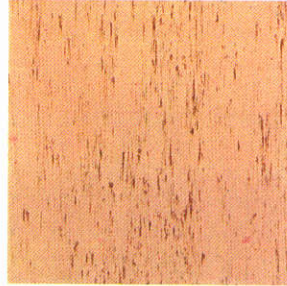


51841 Castle Greige



51846 Teahouse Blue


TRAVERTEX 12" x 12" x 1/8"




51130 Briar Tan



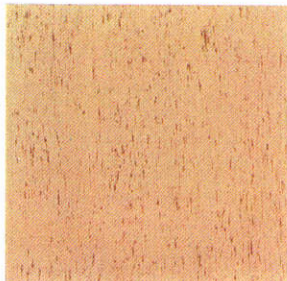
51131 Frost White




51133 Cream White



51135 Mist White



51137 Harvest Ivory



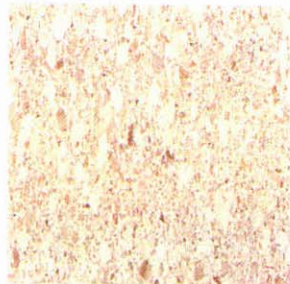
51138 Nougat Beige



Form/gauge—12" x 12"—1/8" gauge
 Approx. installed price per sq ft—35¢/50¢
 Recommended load limit—50 lb per sq in.
 Durability—very good
 Resilience—fair
 Quietness—acceptable
 Ease of maintenance—excellent

PRESIDENTIAL

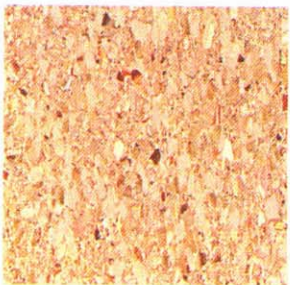
12" x 12" x 1/8"



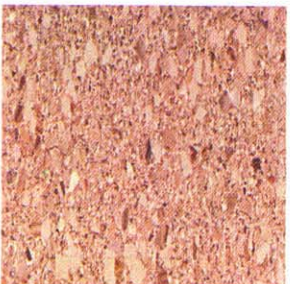
51950 Montpelier Beige



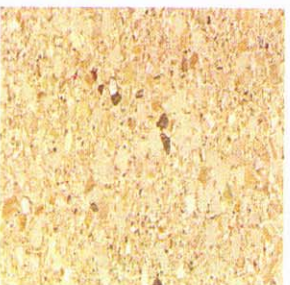
51951 Wheatland White



51952 Monticello Gold



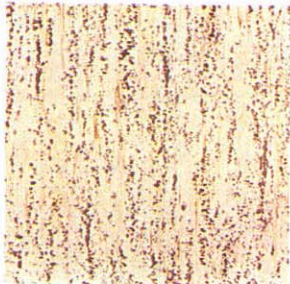
51953 Mt. Vernon Taupe



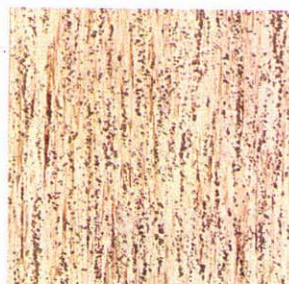
51954 Sagamore Green

CLASSIC TRAVERTINE/Embossed

12" x 12" x 1/8"



51880 White



51881 Beige

Form/gauge—12" x 12"—1/8" gauge
 Approx. installed price per sq ft—
 35¢/45¢
 Load limit—50 lb per sq in.
 Durability—superior
 Resilience—fair
 Quietness—acceptable
 Ease of maintenance—excellent

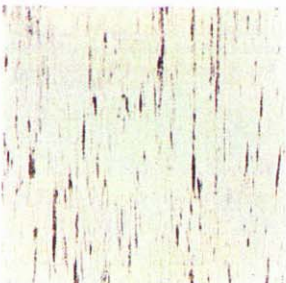
STANDARD 12" x 12" x 1/8"



56710 White Bayberry



56759 Fawn White



56770 Seneca White



56783 Iroquois Tan

EXCELON FEATURE TILE

The solid-colored tiles shown in the right-hand column on this page have been created expressly for use as accent spots with other 1/8" gauge Excelon stylings. They are *not* recommended for an entire flooring field because, like plain-colored floors of any composition, they tend to show scratches and soiling more readily than patterned materials.

EXCELON FEATURE STRIPS

All colors in Excelon Feature Tile are also available in Feature Strips (1" wide x 24" long) for accents in custom floor design. Feature Strip colors should be specified by changing the first two digits from 56 in the Feature Tile Series (56)790 to 50 for Feature Strips (50)790.



**EXCELON
 FEATURE TILE
 AND STRIPS**

Form/Gauge—12" x 12"—1/8"
 Group I—40¢/50¢ per sq ft
 Group II—50¢/60¢ per sq ft
 Load limit—50 lb per sq in.
 Durability—superior
 Resilience—fair
 Quietness—acceptable
 Maintenance—see
 description below

FEATURE TILE

12" x 12" x 1/8"



56790 Black I



56791 White I



56797 Chocolate II



56806 Red II



56807 Neutral I




56808 Celery II



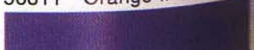
56809 Yellow II



56810 Gold II



56811 Orange II



56812 Blue II

Armstrong

Form/gauge—9" x 9", 12" x 12"—3/32" gauge
 Approx. installed price per sq ft—45¢/55¢
 Recommended load limit—50 lb per sq in.
 Durability—good
 Resilience—fair
 Quietness—acceptable
 Ease of maintenance—good


EXCELON TILE (Vinyl-Asbestos)

The durability, economy, and high styling combined in today's offerings in Excelon Tile provide new measures of flooring value. This page and the next four contain unusual categories of Excelon Tile for unsurpassed selection.


THE CRAFTLON COLLECTION

Distinctive designs inspired by the craftsmanship of old-world artists and sculptors. Great care has been taken to reproduce every line in three-dimensional detail. Recommended for residential floors, the 3/32" gauge provides good durability.

CRAFTLON/Romford Brick 9" x 9" x 3/32"




57020 White




57021 Red


CRAFTLON/Adelphi II 12" x 12" x 3/32"




54430 Olive



54431 Aalst



54433 Baal




54434 Gold

CRAFTLON/Devonshire Inset 12" x 12" x 3/32"




54451 Brown



54452 Gold



54453 White



54454 Red



CRAFTLON/Leathercraft 12" x 12" x 3/32"



54570 White



54571 Yellow




54572 Green

CRAFTLON/Bristol Slate
12" x 12" x 3/32"



54562 Olive




54563 Slate



54573 Red



54574 Terra Cotta




54575 Brown


CRAFTLON/Devonport 12" x 12" x 3/32"




54461 Brown



54462 Gold

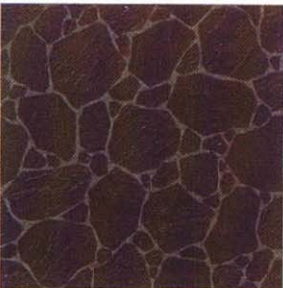


54463 White



54464 Red

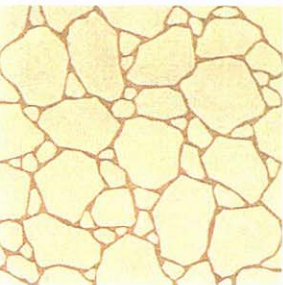
CRAFTLON/Stonefield 12" x 12" x 3/32"



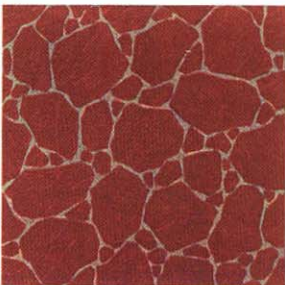
54470 Slate



54471 Olive

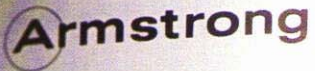


54472 White



54473 Red

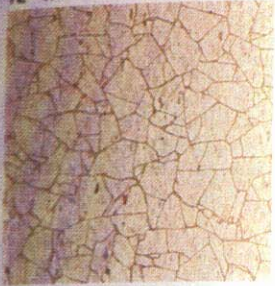





EMBOSSSED EXCELON TILE
(Vinyl-Asbestos)

Form/gauge—12" x 12"—1/16" gauge
Approx. installed price per sq ft—30¢/40¢
Recommended load limit—50 lb per sq in.
Durability—good
Resilience—fair
Quietness—acceptable
Ease of maintenance—good

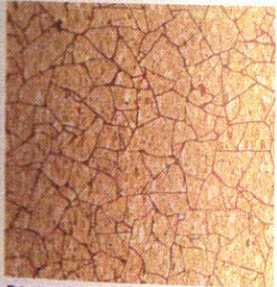
SHATTERED STONE/Embossed
12" x 12" x 1/16"




51170 Beige



51171 Multi-White




51172 Gold




51173 White

CHANCERY/Embossed 12" x 12" x 1/16"




54540 Green White

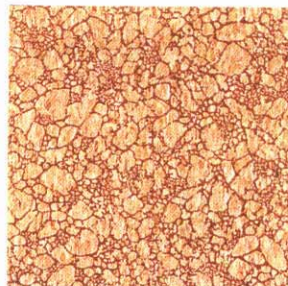


54543 Green


CHANDELLE/Embossed 12" x 12" x 1/16"



54521 Olive




54523 Gold



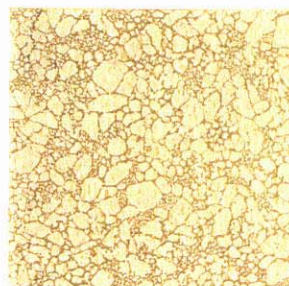
54541 Orange



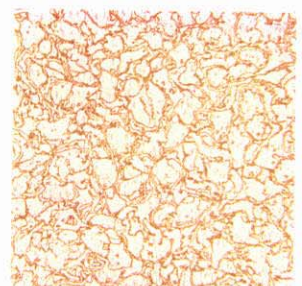
54544 Orange White




54522 White



54525 Multi-White

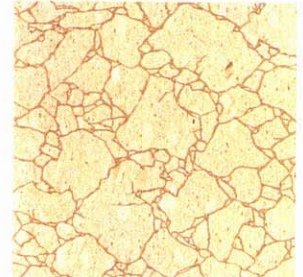


54542 Gold White

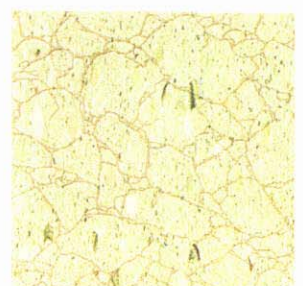


54545 Gold

POLISHED MARBLE/Embossed
12" x 12" x 1/16"



54192 Peruvian Beige



54193 Meadow White

Armstrong

Form/gauge—12" x 12"—1/16" gauge
 Approx. installed price per sq ft—35¢/40¢
 Recommended load limit—50 lb per sq in.
 Durability—good
 Resilience—fair
 Quietness—acceptable
 Ease of maintenance—good


CUSTOM EMBOSSED EXCELON TILE (Vinyl-Asbestos)

Unique floor decoration in styles that create distinctive overall designs or to use as accents in individualized custom effects.


CUSTOM/San Pedro 12" x 12" x 1/16"



57070 Blue White



57071 Olive



57072 Gold



57073 Orange




57074 Gold White



57075 Red


CUSTOM/Bisque 12" x 12" x 1/16"



57090 White



57091 Rust



57092 Beige



57093 Brown



57094 Bronze




57095 Olive


CUSTOM/Burnham 12" x 12" x 1/16"




57080 Blue



57081 Olive



57082 Gold




57083 Tan




57084 Brown

CUSTOM/Salvador
12" x 12" x 1/16"



57170 Black/White

CUSTOM/Glenmoore Brick
12" x 12" x 1/16"



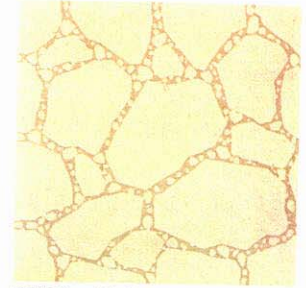
57130 Red

CUSTOM/Eden Wood
12" x 12" x 1/16"



57140 Walnut


CUSTOM/Geodessy
12" x 12" x 1/16"



57121 White



57171 Yellow



57131 White




57141 Saddle




57122 Slate



57172 Orange



57132 Gold
WOODSTOCK/Embossed
12" x 12" x 1/16"



57142 White
TRAVERTINE/Embossed
12" x 12" x 1/16", 3/32"

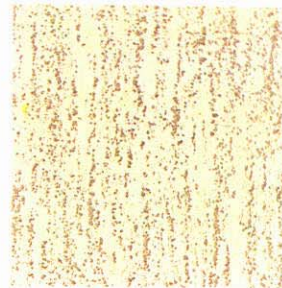
CUSTOM/Old Forge
12" x 12" x 1/16"




57173 Green




54251 Dark Cherry



54222 Ponzano



57061 White



57174 Brown/Tan



57175 Gold/Green

Armstrong

SMOOTH SURFACE EXCELON TILE (Vinyl-Asbestos)

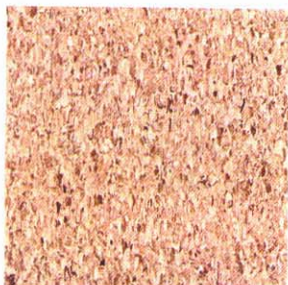
This page features the stylings available in 1/16" gauge. Smooth surface Excelon in 1/8" gauge is shown on pages 4, 5, 6.

TIDESTONE


12" x 12" x 1/16"



51756 Green



51760 Daytona Taupe



51762 Acapulco White

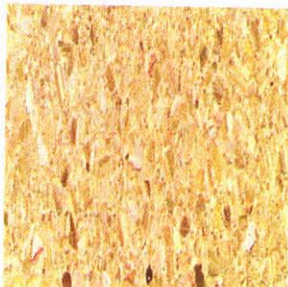


51764 Malibu Beige

Form/gauge—12" x 12"—
1/16" gauge
Approx. installed price per sq ft—
25¢/30¢
Recommended load limit—
50 lb per sq in.
Durability—good
Resilience—fair
Quietness—acceptable
Ease of maintenance—excellent

PALATIAL

12" x 12" x 1/16"




51601 Nice Gold




51602 Alba Beige



51603 Cannes Beige




51607 Corsica Olive




51611 Green



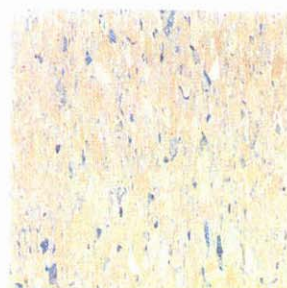
51612 Yellow



51613 Orange



51614 Pink



51615 Blue

DIANNA WHITE

12" x 12" x 1/16"



51200 Olympus



51202 Caligua
(Embossed veining)

DRIFTSTONE

12" x 12" x 1/16"



51161 Aztec White